

COVID and Young Adults - Bexar

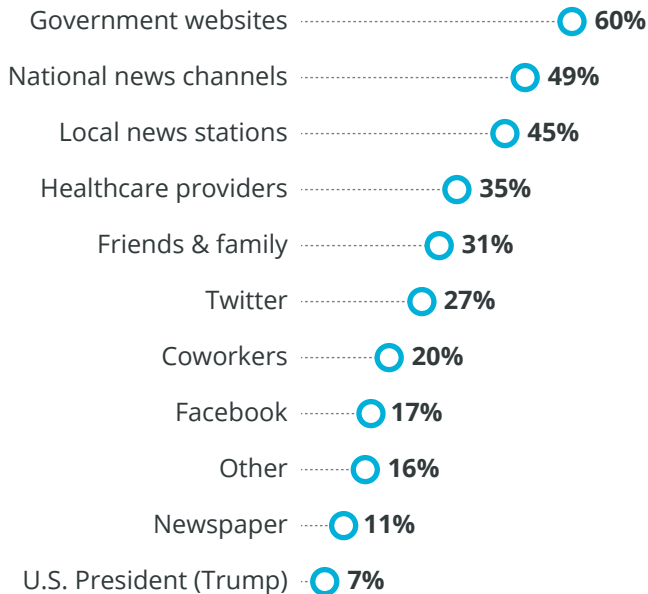
Total population: 1,952,000



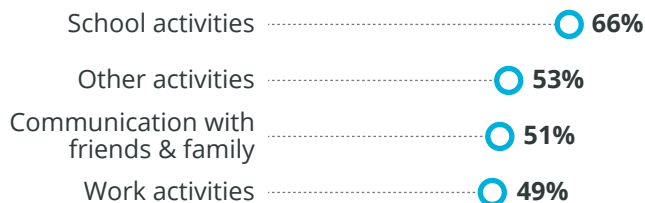
Although older people have shouldered the highest rates of serious illness and death, young adults have been hit hard by COVID-19 in other ways. Across all age groups, race/ethnicity and gender disparities that existed before the pandemic have been dramatically magnified. In late 2020 CI:Now and MOVE Texas partnered to learn more about how the pandemic has affected young people. This infographic is divided into two sections and focuses on people between the ages of 18 to 30. However, age ranges vary across this document based on availability by data source.

1 MOVE TEXAS SURVEY DATA: Percent of respondents ages 18 to 34 who...

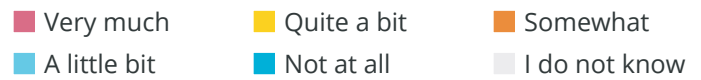
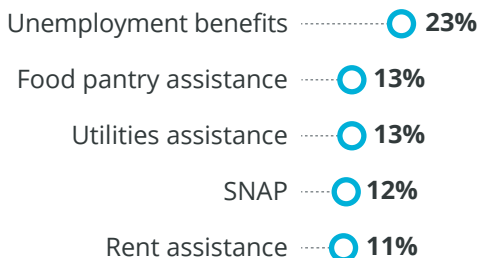
...get COVID-19 information from the following sources



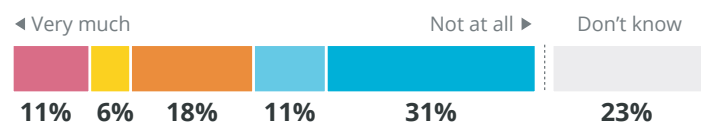
...said lack of internet has affected the following



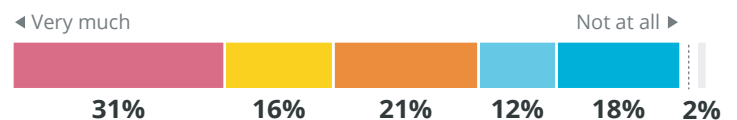
...respondents sought assistance for



...said they were interested in job training

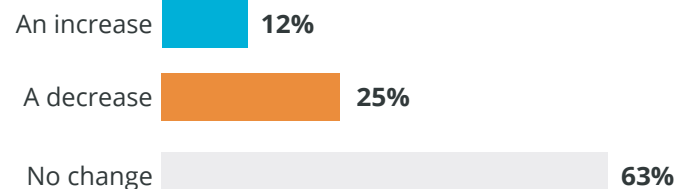


...said they were concerned about continuing school



The largest increase in personal concerns since March 1st among respondents were **keeping spirits up**, **job security**, and **caring for loved ones**.

...said they experienced

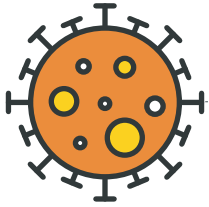


in income before/after March, and 15% reported that they were employed full time before March 1st and were no longer working full time later in 2020.

2 OTHER DEMOGRAPHIC FIGURES:

COVID-19

Per 100,000 people age 20 to 29, there have been...



8,744
cases
(per 100,000)

128
hospitalizations
(per 100,000)

3
deaths
(per 100,000)

INSURANCE



1 in 4

of 19 to 34 year olds
are uninsured
(+/-0.6%)

RACE & ETHNICITY

Percent of 18 to 30 year olds who identify as...

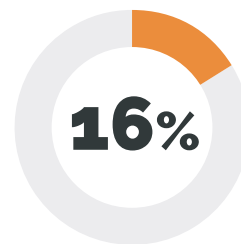
Asian **3%** (+/-0.1%)

Black **8%** (+/-0.2%)

Hispanic **62%**

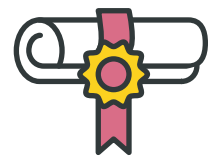
White **24%**

POVERTY



of 18 to 34 year olds
live in poverty
(+/-0.5%)

EDUCATION



12%

of 18 to 34 year olds
have less than a high
school diploma
(+/-0.4%)

HOUSING

Percent of householders age 15 to 34...



39% are
renters, and...
(+/-0.6%)



47% are experiencing
housing cost burden
(+/-1.5%)



11% are
homeowners, and...
(+/-0.4%)




26% are experiencing
housing cost burden
(+/-1.9%)

65% of people age 18 to 30 live in households with
people that are not spouses, partners or
householders own minor children (+/-0.7%)

EMPLOYMENT

354%
unemployment
rate increase



Percent of people age 17 to 34 who... (from Nov. 2020)

Work from home **22%**

Are unable to work
due to the pandemic **8%**

Received pay for
hours not worked **33%**

Work full time **69%**

Work part time **31%**

Work two or more jobs **6%**

96% of people age 17 to 34 are working for the
same employer as the previous month (+/-0.5%)